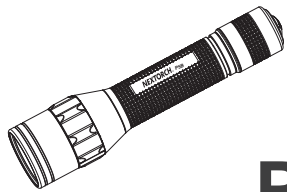




NEXTORCH

ENGLISH



P5B

Learn more on www.nextorch.com

SPECIFICATIONS

Bulb	CREE® XP-L V5 LED / CREE® XP-E2 BLUE LED				
Battery	1×18650 Li-ion battery				
Pre-set Modes	Momentary on (white / blue)	High (white / blue)	Low (white / blue)	Strobe (white / blue)	Hidden S.O.S.
Output	800 lm / 80 lm	800 lm / 80 lm	45 lm / 11 lm	800 lm / 80 lm	100 lm
Run Time	—	3 h 45 min / 5 h 15 min	27 h / 30 h	—	—
Beam Distance	246 m				
Waterproof	IPX4				
Impact Resistance	1 m				
Body Material	Aerospace grade aluminum 6061-T6				
Dimensions	168 mm (Length) × 26 mm (Body Diameter) × 40 mm (Head Diameter)				
Weight	185 g / 6.53 oz (without battery)				

FEATURES

- Dual-Light technology, white light / blue light combination
- Micro USB direct charging design
- White light max output at 800 lumens, blue light max output at 80 lumens
- DUO Switch operates in 2modes, plus tactical strobe and S.O.S.
- Powered by one 18650 Li-ion battery or two CR123A batteries

QUICK START GUIDE

Battery Installation
Lightly Press

ON / OFF
Momentary ON / OFF
Lightly Press

CONSTANT ON / OFF
Click

MODE SWITCH
Press and hold for 3s for S.O.S. mode
Lightly Press

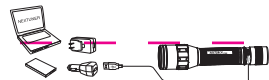
DOUBLE-CLICK STROBE
Quick Double-Click

LIGHT SOURCE SELECTION
Rotate

Low
High

HOW TO CHARGE

1. Pull the tail ring up to reveal the charging USB interface
2. Connect the flashlight and computer via a USB cable.
3. When the light indicator appears:
 - 1) Red: charging in progress
 - 2) Green: fully charged
 - 3) P5B's charging Time: about 4h



NOTICE

1. Do not shine directly into eyes as the powerful light could cause a permanent injury.
2. Do not dismantle the bulb assembly.

ACCESSORIES

NEXTORCH offers a full range of product accessories suited for your product. Learn more on www.nextorch.com. Compatible accessories applied for P5 IR: V5 Tactical holster, T55-L, 18650 battery, CR123A, LT2113, HM1, RM25, RM8, RM81, RM82, RM83, RM84, RM85, BM1, UCC, SL6, LC6

MAINTENANCE

1. Being infected with seawater or any corrosive chemicals, please rinse immediately with clean water.
2. Please use high quality batteries; Remove batteries when not working for a long time, and then store in a cool dry place.
3. If the waterproof O-ring is damaged, replace it immediately.

WARRANTY

1. NEXTORCH offers 5-year warranty.
2. NEXTORCH warrants our products to be free from any defects in workmanship and material, we will replace or return faulty item. NEXTORCH reserves the right to replace similar products if original one is discontinued.
3. The warranty excludes other accessories, but rechargeable batteries are warranted for 1 year from date of purchase.
4. Any accessories or products are not covered in the warranty, NEXTORCH can repair for users with reasonable fee.
5. Please scan the below QR code and access to NEXTORCH website (www.nextorch.com) to register your purchasing.
Email us info@nextorch.com
Call us: 0086-662-6602777
Or contact local dealer



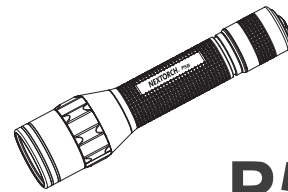
CONTACT WITH NEXTORCH DESIGNER

In order to improve NEXTORCH, we appreciate you could offer our designers your after-use feedback and creative suggestions by scanning the following QR code. Thank you!



NEXTORCH

中文



P5B

请登录: www.nextorch.com
获取更详尽的产品资讯。

参数

灯泡	CREE® XP-L V5 LED / CREE® XP-E2 蓝光 LED				
电源	1×18650锂离子电池				
预设模式	点射(白/蓝光)	高亮(白/蓝光)	低亮(白/蓝光)	爆闪(白/蓝光)	隐藏S.O.S.
亮度	800流明/80流明	800流明/80流明	45流明/11流明	800流明/80流明	100流明
续航时间	—	3小时45分钟/5小时15分钟	27小时/30小时	—	—
照射距离	246米				
防水等级	IPX4				
抗摔高度	1米				
筒身材料	航天等级强化铝材6061-T6, 经军规Ⅲ型硬质阳极氧化表面处理				
尺寸	168毫米(筒长)×26毫米(筒身直径)×40毫米(筒头直径)				
重量	185克(不含电池)				

产品特点

- 双光源设计, 单反光杯实现800流明白光, 80流明蓝光双高亮输出
- 专利双光源结构, 单手操作, 方便快捷
- 尾部Micro USB直接充电设计, LED充电显示
- DUO功能开关设计, 单开关实现战术点射及触触模式切换
- 兼容1节18650及2节CR123A电池

快速入门

电池安装
轻按

打开/关闭
瞬时点亮
轻按

常亮
重按

模式切换
长按3s启动 S.O.S.模式
轻按

双击爆闪
快速双击爆闪

选择光源
旋转

低亮
高亮

如何充电

- 上拉尾部卡环并转动一定角度, 插入数据线, 连接电源, 即可实现多样化方式充电(当使用1*18650可充电锂离子电池时)当充电指示灯显示:
- 1) 红色: 充电进行中
 - 2) 绿色: 充电完毕
 - 3) 充电时间: 约4小时

P5B安全使用指南

1. 非执勤情况下, 请不要将光线直射入人的眼睛, 较强的光线会对眼睛造成永久性伤害。
2. 请不要拆卸灯头, 以免造成反光杯或灯泡损坏

附件支持

为了满电筒的不同需求, 并使电筒得到全面的维护, 我们设计了一系列的配件。请根据您的个人需要进行选择, 如需详细了解附件参数, 请登陆网站www.nextorch.com P5 IR 可用配件: V5快拔套, T55-L, 18650电池, CR123A, LT2113, HM1, RM25, RM8, RM81, RM82, RM83, RM84, RM85, BM1, UCC, SL6, LC6

保养注意事项

1. 当沾到海水或腐蚀物品时, 请及时用清水清洗;
2. 请使用优质电池, 并且在长时间不使用时, 请将电池取出, 放在阴凉处保存, 若产品采用不可拆卸的内置电池, 切勿自行更换电池, 以免导致产品无法正常运行或电池损坏。
3. 长时间使用后若发现O型圈磨损, 请及时更换。

售后/保修条款

1. 15天保换: NEXTORCH产品自售出日起15天内, 在正常使用的情况下, 若出现质量问题, 可免费更换同型号产品; 若该产品已停止生产, 则调换该型号升级品或不低于原产品性能的其他产品;
2. 5年免费保修期: NEXTORCH产品自售出日起5年内, 在正常使用的情况下, 若出现质量问题, 享受免费维修服务;
3. 充电电池类产品保修期为1年, 产品附加配件不在保修范围内;
4. 终身有限保修: 因不当使用引起的产品损坏或超出免费保修时间的产品, 我司将提供有偿保修, 费用以实际更换材料费用为准, 不另收取人工费用;
5. 我司提供多种渠道进行维修服务, 您可通过扫描如下二维码在官网进行登记、发邮件至service@nextorch.com、致电400-8300-799或直接联系当地经销商进行售后服务;



与纳丽德设计师沟通

为更好地改进我们的产品, 您如果有产品改进反馈或创意提供给我们的设计师, 请扫描下方二维码, 联系我们的产品设计师。



成品尺寸: 80mm×40mm

展开尺寸: 320mm×80mm

检验标准: 尺寸±1mm

材质: 80克双胶纸

颜色: K

要求: 双面印刷, 虚线折痕, 按标注正面。